




Iridesse™ Production Press

Beyond Imagination

The cutting edge of digital printing.



Front: Sample of metallic colours realised by underlay with Silver Dry Ink




Back: Sample of Clear Dry Ink and metallic colours realised by underlay with Gold Dry Ink





SkyDesk Media Switch

By hovering over  in this catalogue and shooting with a tablet or smartphone, you can view the related information. For details, see the last page of the catalogue.

Check the video!



Designs featuring speciality colours with the shine of eye-catching gold, silver, and metallic. Iridesse™ Production Press—the industry's first* 6-colour print engine—realises these printing expressions on demand, which were done mainly by offset. High productivity, outstanding image quality, a wide media latitude, and the reliability of the production flagship model featuring unprecedented power of expression make a solid difference in your business.

* Xerographic process. As of November 2017.

Two industry's first features.

6-COLOUR PRINT ENGINE THAT BRINGS UNPRECEDENTED POWER OF EXPRESSION TO DIGITAL PRINTING.

In addition to CMYK Dry Ink, the press can load a maximum of two Specialty Dry Ink stations. As Specialty Dry Ink, choices of Gold, Silver, White*, and Clear Dry Ink are available. The press can print multiple special colours such as gold and silver in a single pass. The industry's first 6-colour print engine provides rich colour expressions opening up the possibility of print business.

* To be supported.

UNDERLAY WITH SPECIALTY DRY INK REALISES OFFSET-LIKE METALLIC COLOURS.

Fuji Xerox made it possible to print Specialty Dry Ink under CMYK Dry Ink for the first time in the industry. Underlay with Gold or Silver Dry Ink mixing with CMYK Dry Ink realised highly reflective metallic colour. You can get the power of expression almost as good as speciality inks and foil stamping of offset, on demand.



Front: Sample of metallic colours realised by underlay with Silver Dry Ink



Back: Sample of metallic colour realised by underlay with Gold Dry Ink



Iridesse™

Iridesse™ Production Press was designed to raise the possibility of digital printing to a new stage. High-quality and colour-rich printing expressions including highly reflective metallic colours provide added values not only to creators but also to all of those that are in the printing business.

Iridescence (irədésns)

Various colour tones such as those of seashells and dragonfly wings that change with the light variance, the sight direction, and the viewing point— Rainbow colour.



QUICK FACTS



Continuous print speed

120 ppm



Printing resolution

2400 × 2400 dpi

Rendering resolution

1200 × 1200 dpi



Paper weight

52 to 400 gsm



Paper size

98 × 146 mm to 330 × 488 mm
(Banner printing is to be supported)



6-colour print engine

CMYK Dry Ink + two colours of Specialty Dry Ink*

* Gold, Silver, White (to be supported), and Clear Dry Ink are available.

* Some samples featured in this catalogue require additional finishing.

Specialty Dry Inks increase the capabilities.

A VARIETY OF METALLIC COLOURS THAT YOU CAN CHOOSE FROM THE COLOUR PALETTE.

Highly reflective metallic colours that can be realised by the Specialty Dry Ink are preregistered, and you can select them easily from applications. Metallic colours found in colour catalogues such as PANTONE® METALLICS Coated and PANTONE® PREMIUM METALLICS Coated*, as well as choices of highly usable Fuji Xerox metallic colours are available. You can customise a colour or create a new colour.

* Silver Dry Ink is used for underlay.



Fuji Xerox metallic colour catalogue

MAKE SPECIALITY COLOUR APPLICATIONS EASILY AND QUICKLY WITH DIGITAL PRINTING.

Digital printing enables handy and speedy design of applications using speciality colours, which would take time and cost with offset.

- **Multicolour printing and finishing in single pass:** This press handles printing and finishing in single pass, for a job that uses speciality colours, for which other machines would take multiple steps. You can efficiently make highly value-added applications.
- **Many speciality colours can be easily used:** You do not have to set each speciality colour ink on the printing machine. With this press, you can easily use various speciality colours because the press creates metallic colours by combing Gold Dry Ink or Silver Dry Ink with CMYK Dry Ink.
- **The colour of the Specialty Dry Ink is customer replaceable:** By allowing the user to replace the Dry Ink, the four Specialty Dry Inks* have become more easy to use.

* Gold, Silver, White (to be supported), and Clear Dry Ink.

DRY INK TECHNIQUE THAT ENABLES INDUSTRY'S FIRST 6-COLOUR PRINT ENGINE

HD EA Dry Ink*—boasting the world's smallest class of size—realised the difficult technique of fusing 6-layer Dry Ink on substrate while maintaining high productivity, outstanding image quality, and a wide media latitude. Small and high elasticity Dry Ink particles being controlled at the molecular level provides smooth high-definition images. By enabling low melting of various types of Dry Ink such as Gold Dry Ink and Silver Dry Ink with improved highly reflective metallic colours, the press evenly prints any colour for high definition images.

* Used for CMYK Dry Ink.

WHITE DRY INK^{*1} AND CLEAR DRY INK^{*2} BRING NEW POSSIBILITIES OF DESIGN EXPRESSION.

The press comes with White Dry Ink of a high brightness and opacity that contrasts favourably with dark stock or other special substrates. Underlay with White Dry Ink realises CMYK colours without being affected by the substrate colour. Clear Dry Ink creates a glossy-feel finish like varnish. You can expect an eye-catching design effect.

*1: To be supported.

*2: Only overlay.



Sample of White Dry Ink underlay on black paper



DESIGN USING SPECIALITY COLOUR EXERCISES ITS VALUE IN VARIABLE PRINTING.

The use of Specialty Dry Ink for variable printing of direct mail, invitation cards, and the like provides added values such as a high appealing power required for one-to-one marketing. Using the press with our FreeFlow® VI Suite*, you are able not only to print personalised documents fast but also to get printed texts that are only visible with an infrared camera or under UV/black-light with ordinary CMYK Dry Ink. Unique visual effects that provide basic level of fraud protection.

* Optional software.

INNOVATIVE CMS* REALISED METALLIC COLOURS THAT ARE ALMOST AS GOOD AS OFFSET INKS.

Our innovative CMS (patent pending) reproduced the characteristics of metallic colours that represent different tones depending on the sight direction. The technique to manage the colour reproduction in multiple sight directions realised highly reflective metallic colours closer to those of offset inks.

* Colour Management System.



Outstanding image quality for your expression.

HIGH PRINTING RESOLUTION THAT REALISES HIGH-DEFINITION IMAGES.

The high printing resolution of 2400 × 2400 dpi prints the gorgeous colours with fine dots that this press expresses without losing their beauty. More advanced VCSEL - ROS* realises both a high productivity of 120 ppm and high-definition images.

* Vertical-cavity surface-emitting lasers.

FINE EXPRESSION OF TEXTS, THIN LINES, AND GRADATIONS WITH THE 1200 X 1200-DPI X 10-BIT RIP RENDERING.

The 1200 x 1200-dpi x 10-bit RIP rendering reproduces smooth texts, thin lines, and gradations of the source material without degrading the image quality. Combined with the excellent hardware performance of Iridesse™ Production Press, which is a production flagship model, this feature realises one of the best image quality among Fuji Xerox products.



SELECTING DIFFERENT SCREENS FOR INDIVIDUAL OBJECTS FOR OPTIMUM IMAGE QUALITY.

Various screens are available, from which you can select the suitable one for each object such as a text and photo. The FM screen of Fuji Xerox is effective for moire. Granular roughness that tends to occur on FM screens is suppressed by the dot arrangement suitable for the xerography profile, realising a smooth image quality.



AM screen



FM screen



CLEAR PRINTING OF SMALL TEXTS AND THIN LINES.

- **Edge enhancement:** Jaggy, which tends to occur on midtone texts and lines, is suppressed by screen processing on contours, reproducing crisp texts and lines.
- **Adjust Invert Text/Line Weight:** In these processes, the press mitigates crushing of white texts and fattening of black texts when the texts are small. Several levels of Dry Ink amount are available for selection for applying to the contour, so that you can set a desirable balance for better readability of texts.



Adjust Invert Text/Line Weight: OFF



Adjust Invert Text/Line Weight: Strong



3D CALIBRATION SUPPORTING STABLE COLOUR REPRODUCTION.

For calibration, we provide Full Width Array that automates the adjustment of colour variation as well as i1® Pro 2—a spectrophotometer of X-Rite. High-accuracy 3D calibration and a feedback function that supports not only single colour but also mixed colours support stable colour reproduction.

FINE COLOUR CORRECTION ADAPTED TO THE DESIGN AND PHOTOS.

- **Support for different CMYK colour standards:** The press supports different colour standards of the printing industry. You can make colour simulation in your desired colour space.
- **Flexible colour adjustment using user adjustment curve:** You can flexibly adjust the reproduction curve of CMYK colours. Subtle adjustment of highlights is also possible.
- **Adjustment of midtones of spot colours is also possible:** Industry standard spot colour libraries such as PANTONE® are available. You can also correct midtones of spot colours using the adjustment curve and target value settings.
- **Automatic photo correction that is adapted to the photo scene and the use purpose:** The photo contrast and colour balance are automatically corrected. Automatic correction is also possible for colour cast that happens in indoor shooting and for the adjustment of textures such as freshness and fineness.

Speedy and stable provision of a variety of printing.

The press handles heavyweight stock printing and banner printing* and makes various finish.

* To be supported.

INDUSTRY-LEADING FLEXIBILITY WITH THE SUPPORT FOR LIGHTWEIGHT AND HEAVYWEIGHT STOCKS FROM 52-400 GSM.

The Iridesse™ Production Press supports a variety of applications including lightweight stocks for fliers and heavyweight stocks for name cards. With its media flexibility, the press can provide a variety of applications and respond to many needs.

SUPPORTING A VARIETY OF PAPER SIZES INCLUDING POSTCARDS AND BANNERS.*

The Iridesse™ Production Press supports a variety of paper sizes ranging from 98 × 146 mm to 330 × 488 mm. The press also supports banner printing, enabling innovative applications and business.

* To be supported.

A VARIETY OF INLINE FINISH.*

Finish such as crease, full bleed trim, and square fold that raise the value of applications can be done in single pass after printing, so that applications are made quickly without much trouble. Inline finish, together with the power of expression and media flexibility that Iridesse™ Production Press provides, raises the value of your applications.

* Optional.

Increase your productivity

RUNNING ALL WEIGHTS AT RATED SPEEDS OF 120 PPM.

The top speed is maintained from lightweight to heavyweight stocks of 52-400 gsm. High speed is maintained even when using 6-colour Dry Ink. With the high power of expression and high productivity, the press responds to the needs of customers that demand quick delivery.

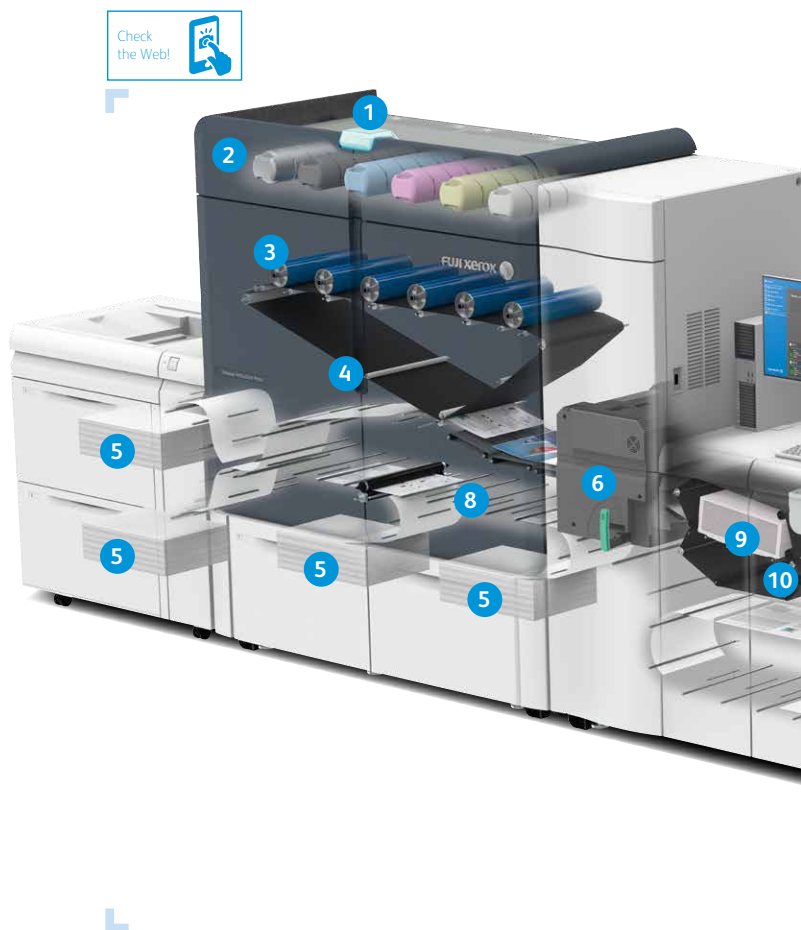
* For A4 landscape.

MAXIMISED UPTIME WITH ADVANCED AUTOMATIC ADJUSTMENTS.

From the image adjustment items^{*1} that can be automated by Full Width Array, you can select any adjustment items at the start of a day or shift, replacing stocks, or any other scene of everyday operation. Batch processing of multiple adjustment items is possible, which reduces the maintenance work and downtime. Diagnosis results useful for preventive maintenance can be sent to the Fuji Xerox remote maintenance service^{*2}.

*1: Batch processing is possible for image-to-media Alignment, density uniformity adjustment, tonal reproduction curve adjustment, uniform halftone print, and image transfer adjustment.

*2: For details, see "Remote Services" on the last page of the catalogue.



1

Attention light

An attention light on top of your press unmistakably lets you know the status from a distance. LED colours are designed based on Colour Universal Design to make them identifiable for most people.

2

Specialty Dry Ink

A Specialty Dry Ink can be placed for underlay and overlay* on the left and right of the CMYK Dry Ink.

* Clear Dry Ink is only for overlay.

3

Overcoat photoreceptor drum

This features the overcoat photoreceptor drum, which is designed to enjoy a long life with an overcoat treatment on the drum surface. It provides stable and high quality of images with 1.5 times the life of our earlier models.

4

Large-diameter two-layer intermediate transfer belt

The seamlessly structured transfer belt, which provides high quality of images, enjoys two times the life of our earlier models.

- **Double fly wheel:** By suppressing the vibration of the transfer belt that occurs when paper enters the transfer belt, this feature provides stable transfer on heavyweight paper, which tends to have strong vibration resulting in uneven transfer.

5

Reliable paper feeding

- **Air assist:** Injected air feeds sheets one by one to reliably feed them.
- **Multifeed detection:** A sensor monitors paper transfer to make sure that two or more overlapping sheets are not transferred.

6

Belt-roll fusing unit

This device fuses Dry Ink reliably on the papers that runs fast. It steadily transports papers with an excellent peeling mechanism that also works for lightweight coated stock that tends to stick to the belt.

7

Monitor with improved operability

The monitor of the printer allows you to operate the print server as well. A monitor arm provides improved usability allowing you to operate on the monitor from different angles.

8

Steady run of papers

The paper path is designed mostly straight to achieve a lower stress on paper that runs fast. The paper path enables the steady run of heavyweight stocks and extra-long sheet* as well.

* To be supported.

- **High-accuracy registration:** This feature guides the fast fed paper to the same path to achieve highly accurate front-to-back registration.
- **Deburring device:** While papers are running, this device deburrs trim edges of papers, which damages belts, to prevent uneven printing caused by scratches on the belt.

9

Inline cooling module

This module is equipped with a large heat sink. The excellent cooling effect on papers having heat-fused Dry Ink helps to prevent sticking of stacked papers as well as curling and waving that hamper steady run of papers.

10

Twin decurler

The twin decurler determines on a real-time basis the curl of each paper, which varies depends on the media type and toner coverage. This feature helps the steady run of papers by automatically correcting the upward and downward curls with appropriate intensity.

11

Full Width Array

Various adjustments that had to be made manually have been automated. This feature reduces the operational labour and helps to increase the uptime and stabilise the printing quality.

Adjustments

- **Image-to-media alignment**
- **Density uniformity adjustment**
- **Tonal reproduction curve adjustment**
- **Uniform halftone print**
- **Image transfer adjustment**
- **Colour calibration (single colour / multiple colours)**




12

Real-time curl correction*

You can make adjustment on a real-time basis while checking the amount of paper curl with your own eyes.

* You need the optional Interface Decurler Module D1.



Wide range of options that expand your business.



Print server

1 GX Print Server for the Iridesse™ Production Press

GX Print Server that makes the most of the printer productivity.

GX Print Server provides high-speed job processing including 1200-dpi and 10-bit high-resolution jobs. It makes the most of the high productivity of the printer by processing a series of huge files such as variable printing.

Technical features that support high-speed processing.

• **Intermediate Data Format—Compact data format for faster processing**

The print server automatically recognises texts and images to manage them as objects. The print server provides reduced sizes of high-resolution images to process them fast while maintaining the image quality.

• **RIP Accelerator Board—Providing high-speed hardware processing**

Hardware-level acceleration tuning provides high-speed processing that is faster than the hardware physical specification.

• **High-speed Serial Transmission—From print server to printer**

The print server sends the processed data to the printer with a wideband transmission of 4.25 Gbps/channel*.

* Two channels are used for each colour.

Monitor screens customisable to user's preference.

The layout of monitor screens can be flexibly changed to suite the user. The items and the manner of display are customisable in accordance with the use frequency and the user's skills. The dashboard function, to which features such as a consumption statistics display can be added, supports data analysis related to printing.

Job edition is possible through real-time preview.

• **Job Director**—You can easily make imposition and pagination, as well as the creation of combined jobs by previewing logical or physical pages and dragging and dropping.

• **Raster Image Viewer**—By previewing Ripped data and checking the images before and after adjustment, you can edit the user adjustment curve and the brightness adjustment. You can also check the printing status of the Specialty Dry Ink.

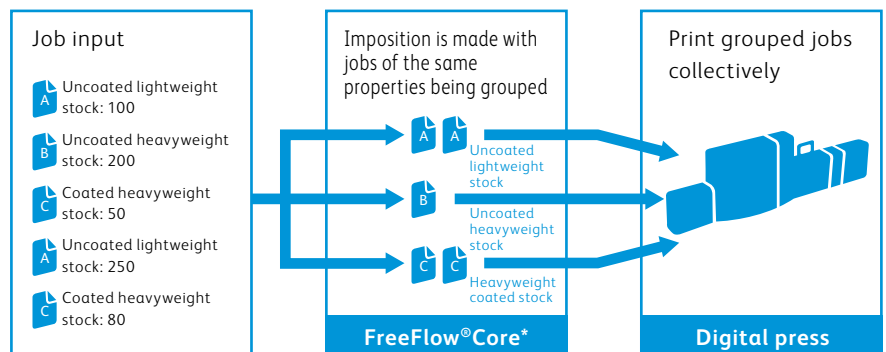
Not just the machine— What Fuji Xerox provides

Fuji Xerox contributes to better efficiency of your printing business in various stages of printing workflow.

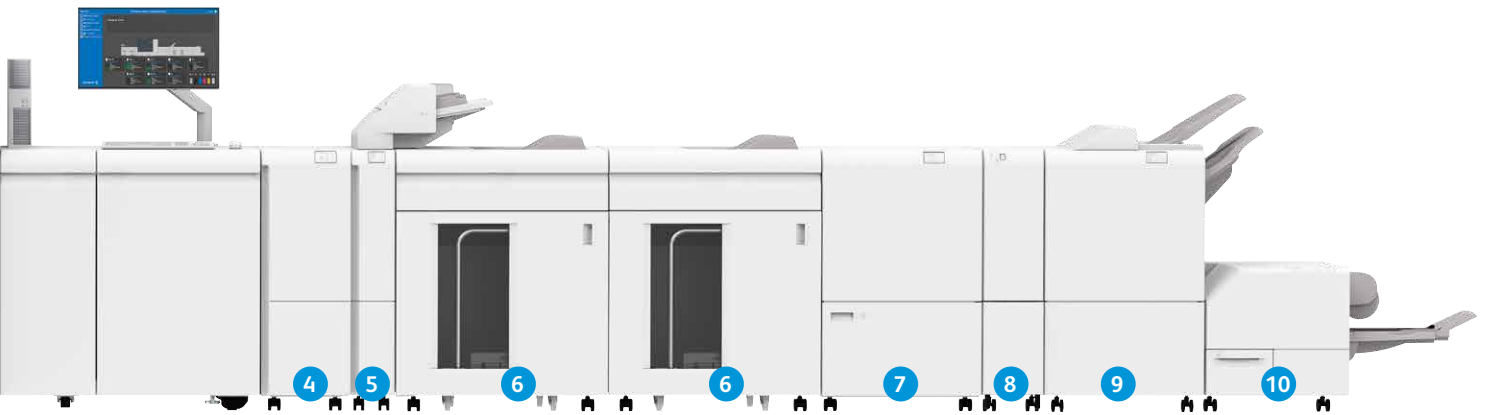
Case 1

Bundling jobs of the same properties to streamline the printing operation.

The Fuji Xerox system bundles jobs of the same properties such the media type, size, and paper weight as well as the type of finish, minimising the labour of setting stocks and changing the finisher. The system maximises the productivity of digital printing that supports varied short-run jobs, shortening the delivery period.



* Optional software automates and manages the printing workflow that involves job input, prepress, printing, and finishing.



Feeding options

- 2 Bypass Tray***
 - 98 × 146 mm to 330 × 488 mm
 - 52 to 300 gsm
- 3 High Capacity Feeder C3-DS / 2nd High Capacity Feeder C1-DS**

- 98 × 148 mm to 330 × 488 mm
- 52 to 350 gsm

Air assist **Multifeed detection**

Note: Stocks of 400 gsm or less is fed from the standard paper trays.

* Option of High Capacity Feeder C3-DS.

Finishing options

- 4 Interface Decurler Module D1**

Real-time curl correction

- 5 Inserter D1**

Cover/Sheet Insertion

- 6 High Capacity Stacker**

5000-sheet of offset stacking

Available in single and dual combinations

Stacker cart

- 7 Crease/Two-sided Trimmer D2**

Two-sided trim **Crease**

- 8 Folder Unit CD2**

Z-fold/tri-fold

- 9 Finisher D6 / Finisher D6 with Booklet Maker**

Sort/stack **Staple** **Punch*1**

Saddle stitch/single fold*2

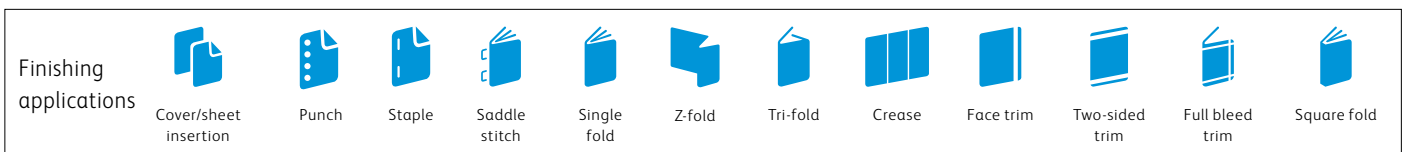
- 10 SquareFold® Trimmer D1**

Face trim **Square fold**

Note: Offset Catch Tray is provided for cases that do not require finishing.
Note: For 3rd Vendor Finisher please contact your local Fuji Xerox representative.

*1: Optional.

*2 For Finisher D6 with Booklet Maker.

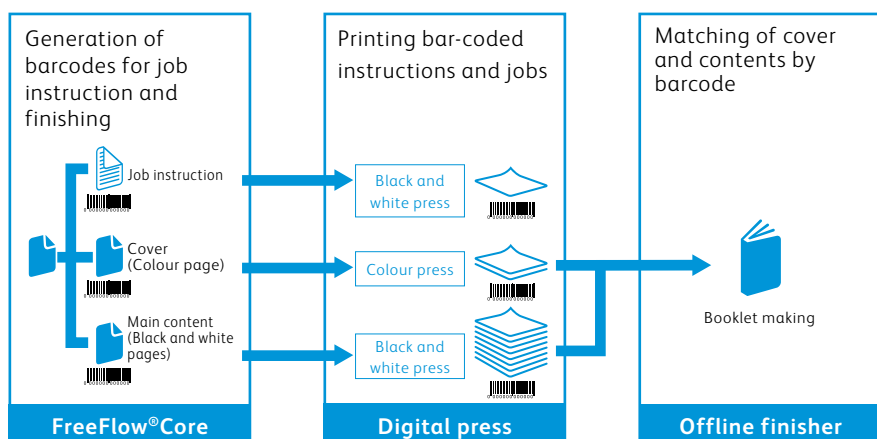


* Full bleed trim is made by two-sided trim and face trim.

Case2

Provision of better efficiency in booklet making using an offline finisher.

Finisher barcodes facilitate booklet making when using an offline finisher for the production of documents. The finisher barcodes prevent errors such as misplaced and missing pages regardless of user skills, providing better quality of applications.



Iridesse™ Production Press Functions & Specifications

Basic Specifications / Print Function

Item	Description	
Colour Capability	Full Colour	
Printing Resolution	2400 x 2400 dpi	
Continuous Print Speed ¹	A4: 120 ppm, A3: 60 ppm	
Paper Size ^{2,3}	Standard Size: Max A3, Min A6 Custom Size: 98 x 148 mm to 330 x 488 mm	
Paper Weight	52 to 400 gsm	
Paper Tray Capacity ⁴	Standard	2000 sheets x 2-tray
	Optional	High Capacity Feeder C3-DS 2000 sheets x 2-tray + Bypass Tray 250 sheets 2nd High Capacity Feeder C1-DS 2000 sheets x 2-tray
	Max	12250 sheets [Standard + High Capacity Feeder C3-DS + Bypass Tray + 2nd High Capacity Feeder C1-DS]
Output Tray Capacity ^{4,5}	500 sheets	
Power Supply	AC200 - 240 V +/- 10 %, 4A, 50/60 Hz common	
Maximum Power Consumption	9.0 kW	
Dimensions ⁶	W 2995 x D 1104 x H 1835 mm	
Weight ⁶	1540 kg	

*1: When continuously printing a single document. 52 to 400 gsm, uncoated paper. Print speed may be reduced depending on conditions of output data, on whether auto image quality adjustment is performed, on whether the job includes a mixture of paper sizes and types, and other reasons.

*2: Image loss width: Lead edge 4.0 mm, Trail edge 2.0 mm, Front 2.0 mm, Rear 2.0 mm.

*3: When setting main scanning 98 to 182 mm paper, Post Card Kit 2 is required.

*4: 90 gsm paper.

*5: Offset catch tray.

*6: Main unit only. Excludes output tray.

Print Server [GX Print Server for the Iridesse™ Production Press]

Item	Description
Type	External
CPU	Intel® Xeon® Processor E5-2640 v4 (2.4 to 3.4 GHz) x 2
Storage device	Hard disk: 2 TB (System) + 2 TB x 5 (RAID0), DVD Multi drive
Memory capacity	32 GB (Max: 32 GB)
Server Operation System	Windows® 10 IoT Enterprise (64bit)
Page Description Language	Adobe® PostScript® 3™, PPML, VIPP ¹
Print Data Format	PS, PDF, EPS, TIFF, JPEG
Supported Operating System	Windows® 10 (32bit) Windows® 10 (64bit) Windows® 8.1 (32bit) Windows® 8.1 (64bit) Windows® 7 (32bit) Windows® 7 (64bit) Windows Server® 2016 (64bit) Windows Server® 2012 R2 (64bit) Windows Server® 2012 (64bit) Windows Server® 2008 R2 (64bit) Windows Server® 2008 (32bit) Windows Server® 2008 (64bit) macOS 10.12 Sierra OS X 10.11 El Capitan OS X 10.10 Yosemite OS X 10.9 Mavericks OS X 10.8 Mountain Lion Mac OS X 10.7 Lion Mac OS X 10.6 Snow Leopard Mac OS X 10.5 Leopard Mac OS 9.2.2
Interface	Ethernet 1000BASE-T / 100BASE-TX / 10BASE-T x 2 USB3.0 x 4, USB2.0 x 4, Serial x 1
Network Protocol	TCP/IP (lpd / FTP / IPP ² / SMB / HTTP), AppleTalk ³ , Bonjour
Power Supply	AC100 - 240 V +/- 10 %, 5.7 A (100 V) / 2.5 A (200 V), 50/60 Hz common
Maximum Power Consumption	0.6 kW
Dimensions ⁴	W 160 x D 562 x H 428 mm
Weight ⁴	23 kg

*1: Used with optional software FreeFlow® VI Compose.

*2: Used to work with FreeFlow® Digital Workflow Collection.

*3: AppleTalk is not supported by Mac OS X 10.6 Snow Leopard or later.

*4: Print Server only.

High Capacity Feeder C3-DS (Optional)

Item	Description	
Paper Size	Bypass Tray ¹	Standard Size: Max A3, Min A6 Custom Size: 98 x 146 mm to 330 x 488 mm
	High Capacity Feeder ²	Standard Size: Max A3, Min A6 Custom Size: 98 x 148 mm to 330 x 488 mm
Paper Weight	Bypass Tray ¹	52 to 300 gsm
	High Capacity Feeder	52 to 350 gsm
Feeding Capacity / Number of Tray ³	Bypass Tray	250 sheets
	High Capacity Feeder	2000 sheets x 2-tray
Power Supply	AC100 - 120 V +/- 10 %, 6 A / AC220 - 240 V +/- 10 %, 4 A, 50/60 Hz common	
Maximum Power Consumption	880 W	
Dimensions	W 988 x D 762 x H 992 mm	
Weight ⁴	237 kg	

*1: Optional.

*2: When setting main scanning 98 to 182 mm paper, Post Card Kit 2 is required.

*3: 90 gsm paper.

*4: No bypass tray (with a top cover). Weights 232 kg with an optional bypass tray.

2nd High Capacity Feeder C1-DS (Optional)

Item	Description
Paper Size ¹	Standard Size: Max A3, Min A6 Custom Size: 98 x 148 mm to 330 x 488 mm
Paper Weight	52 to 350 gsm
Feeding Capacity / Number of Tray ²	2000 sheets x 2-tray
Power Supply	AC100 - 120 V +/- 10 %, 5 A / AC220 - 240 V +/- 10 %, 3 A, 50/60 Hz common
Maximum Power Consumption	660 W
Dimensions	W 988 x D 762 x H 992 mm
Weight	235 kg

*1: When setting main scanning 98 to 182 mm paper, Post Card Kit 2 is required.

*2: 90 gsm paper.

Offset Catch Tray (Optional)

Item	Description
Paper Size ¹	Standard Size: Max A3, Min A6 Custom Size: 98 x 146 mm to 330 x 488 mm
Paper Weight ²	52 to 400 gsm
Paper Capacity ³	500 sheets

*1: With an offset, standard size is A3 at a maximum and JIS B5 at a minimum. Custom size is from 171 x 182 mm to 297 x 488 mm.

*2: With an offset, it is 300 gsm at a maximum.

*3: 90 gsm paper.

Interface Decurler Module D1 (Optional)

Item	Description
Power Supply	AC100 -240 V +/- 10 %, 2.5 A (100 V) / 1 A (240 V), 50/60 Hz common
Maximum Power Consumption	250 W
Dimensions	W 340 x D 725 x H 992 mm
Weight	40 kg

Note: Interface Decurler Module D1 is necessary for connecting the Finisher D6, Finisher D6 with Booklet Maker or High Capacity Stacker to the Iridesse™ Production Press.

Insertor D1 (Optional)

Item	Description
Paper Size	Standard Size: Max A3, Min A5 Custom Size: 182 x 148 mm to 330 x 488 mm
Paper Weight	52 to 350 gsm
Paper Capacity ¹	250 sheets
Power Supply	Supplied from the Interface Decurler Module D1
Dimensions ²	W 700 x D 725 x H 1235 mm
Weight	45 kg

Note: Finisher D6, Finisher D6 with Booklet Maker or High Capacity Stacker is required. Cannot print on the paper loaded in Insertor D1.

*1: 82 gsm paper.

*2: The width of the paper transfer part only when connected to the device is 165 mm.

High Capacity Stacker (Optional)

Item	Description	
Paper Capacity ¹	Output Tray	500 sheets
	High Capacity Stacker - Stacker Cart	5000 sheets
Paper Size	Output Tray	Standard Size: Max A3, Min A6 Custom Size: 98 x 146 mm to 330 x 488 mm
	High Capacity Stacker - Stacker Cart	Standard Size: Max A3, Min JIS B5 Custom Size: 203 x 182 mm to 330 x 488 mm
Paper Weight	Output Tray	52 to 400 gsm
	High Capacity Stacker - Stacker Cart	52 to 300 gsm
Power Supply	AC100 -240 V +/- 10 %, 1.5 A (100 V) / 0.8 A (240 V), 50/60 Hz common	
Maximum Power Consumption	192 W	
Dimensions	W 800 x D 725 x H 1042 mm	
Weight	155 kg	

*1: 82 gsm paper.

Finisher D6 / Finisher D6 with Booklet Maker (Optional)

Item	Description		
	Finisher D6	Finisher D6 with Booklet Maker	
Type	Output Tray	Sort / Stack	
	Finishing Tray	Sort (Offset available) / Stack (Offset available)	
	Booklet Tray	- / Sort / Stack	
Paper Size	Output Tray	Standard Size: Max A3, Min A6 Custom Size: 98 x 146 mm to 330 x 488 mm	
	Finishing Tray	Standard Size: Max A3, Min A5 Custom Size: 148 x 146 mm to 330 x 488 mm	
Paper Weight	Output Tray	52 to 400 gsm	
	Finishing Tray	52 to 350 gsm	
Paper Capacity ¹	Output Tray	500 sheets	
	Finishing Tray	[Without Stapling] A4: 3000 sheets JIS B4 or larger: 1500 sheets Mixed Size Stacking ² : 350 sheets	[Without Stapling] A4: 2000 sheets JIS B4 or larger: 1500 sheets Mixed Size Stacking ² : 350 sheets
		[With Stapling] A4: 200 sets or 3000 sheets JIS B4 or larger: 100 sets or 1500 sheets	[With Stapling] A4: 200 sets or 2000 sheets JIS B4 or larger: 100 sets or 1500 sheets
	Booklet Tray	-	20 sets ³
Staple	Capacity	100 sheets ⁴ (90 gsm or less)	
	Paper Size	Standard Size: Max A3, Min JIS B5 Custom Size: 182 x 182 mm to 297 x 432 mm	
	Paper Weight	52 to 350 gsm	
	Position	Single stapling ⁵ , Dual stapling, 4 stapling	
Punch ⁶	Number of Holes ⁷	2-hole / 4-hole punch or 2-hole / 3-hole punch (US Specifications)	
	Paper Size	Standard Size: Max A3, Min JIS B5 (2-hole punch, 3-hole punch), A4 (4-hole punch) Custom Size: 203 x 182 mm to 297 x 431 mm	
	Paper Weight	52 to 220 gsm	
Booklet Finishing	Capacity ⁸	-	Saddle Staple: 30 sheets Single Fold: 5 sheets
	Paper Size	-	Standard Size: Max A3, Min JIS B5 Custom Size: 182 x 257 mm to 330 x 488 mm
	Paper Weight	-	60 to 350 gsm
Power Supply	AC100 - 127 V +/- 10 %, 3 A / AC200 - 240 V +/- 10 %, 1.8 A, 50/60 Hz common		
Maximum Power Consumption	360 W		
Dimensions	W 855 x D 725 x H 1200 mm	W 892 x D 725 x H 1200 mm	
Weight	85 kg		105 kg

*1: 82 gsm paper.

*2: When larger size sheets are stacked on top of smaller size sheets.

*3: When over 17 sheets/set, the booklet tray capacity is 16 sets.

*4: 65 sheets for sizes exceeding A4.

*5: One place rear angled stapling is supported on A4 and A3 only.

*6: Optional.

*7: The possible number of holes depends on the paper size.

*8: The capacity can decrease depending on type and weight of paper being used and other conditions.

Folder Unit CD2 (Optional)

Item	Description	
Z Fold Half Sheet	Paper Size	A3, JIS B4
	Paper Weight	60 to 90 gsm
Tri-fold	Paper Size	A4
	Paper Weight	60 to 90 gsm
	Paper Capacity ¹	30 sheets
Power Supply	AC100 - 127 V +/- 10 %, 1 A / AC200 - 240 V +/- 10 %, 0.6 A, 50/60 Hz common	
Maximum Power Consumption	120 W	
Dimensions	W 235 x D 726 x H 992 mm	
Weight	55 kg	

Note: Folder Unit CD2 is option for Finisher D6 and Finisher D6 with Booklet Maker.

*1: 82 gsm paper.

Crease/Two-sided Trimmer D2 (Optional)

Item	Description	
Two-sided Trim	Paper Size	Standard Size: Max A3, Min A4 Custom Size: 194 x 210 mm to 330 x 488 mm
	Paper Weight	52 to 350 gsm
	Trim Dimensions	One side 6 to 25 mm
Crease	Paper Size	Standard Size: Max A3, Min JIS B5 Custom Size: 182 x 210 mm to 330 x 488 mm
	Paper Weight ¹	60 to 350 gsm
	Number of lines	1 to 5
Power Supply	AC100 - 240 V +/- 10 %, 4 A (100 V) / 2 A (240 V), 50/60 Hz common	
Maximum Power Consumption	480 W	
Dimensions	W 605 x D 725 x H 992 mm	
Weight	128 kg	

Note: Finisher D6 or Finisher D6 with Booklet Maker is required.

*1: In the case of booklet marker and single folding. Otherwise, 157 gsm or heavier stocks are supported.

SquareFold® Trimmer D1 (Optional)

Item	Description	
Paper Size	Same as the paper size of the Finisher D6 Booklet Finishing.	
Paper Weight	Same as the paper weight of the Finisher D6 Booklet Finishing.	
Booklet Tray Capacity ¹	20 sets (15 sheets bind and below), 15 sets (16 sheets bind and above)	
Face Trim	Capacity ²	Saddle Staple: 30 sheets, Single Fold: 5 sheets
	Trim Dimensions	2 to 22 mm
Square Fold Capacity ^{2,3}	30 sheets	
Power Supply	AC100 - 240 V +/- 10 %, 0.8 A (100 V) / 0.4 A (240 V), 50/60 Hz common	
Maximum Power Consumption	96 W	
Dimensions	W 1066 x D 725 x H 552 mm	
Weight	100 kg	

Note: Finisher D6 with Booklet Maker is required.

*1: Paper may not be accepted depending on paper type and other usage conditions.

*2: The capacity can decrease depending on type and weight of paper being used and other conditions.

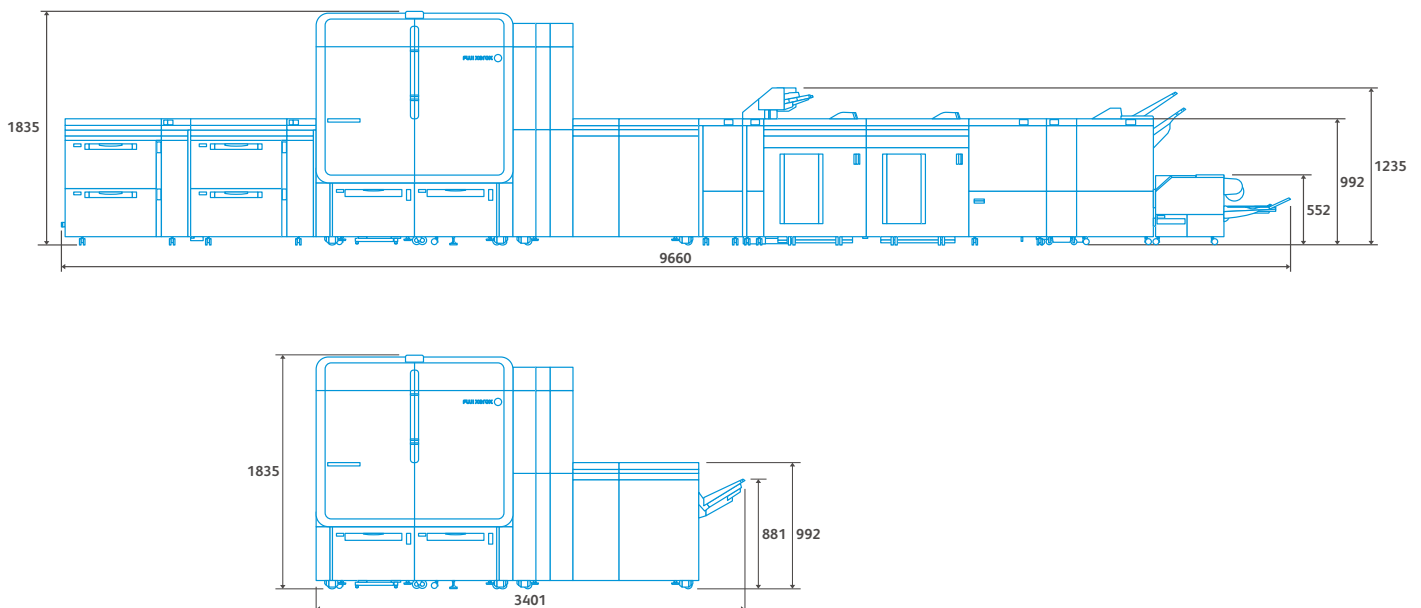
*3: Square folding is not supported for single-folding and saddle stapling of less than 5 sheets.

Notes

- 1) To comply with paper weight specifications, it is recommended to use Fuji Xerox recommended paper. Document may not be printed correctly depending on usage conditions.
- 2) Functional spare parts will be available for at least 7 years after the product is no longer manufactured.

Dimensions

(Unit: mm)




* The dimension diagram includes the width of connectors and protrusions between the printer unit and various options.

Remote Services*

Fuji Xerox Remote Services increase machine reliability, uptime, and productivity — making it easier for us to help you make your business stronger. Our Remote Services seamlessly integrate support systems and tools with highly skilled support teams across the globe. These connections enable us to provide proactive and relevant problem resolutions through robust underlying knowledge and comprehensive product understanding.

Customer Site



Fuji Xerox



- Transmit machine data to provide preventive maintenance, predict machine failure, and reduce the time to fix problems.
- Monitor supplies and consumable levels (such as toner) and automatically deliver them, saving time and ensuring you have what you need to keep printing, when you need it.
- Automatically report billing meters saving time and improving accuracy.

* Availability depends on location.



Shoot an image close to this mark with your smart phone held above it, and you can view the related content.

Download Fuji Xerox's SkyDesk Media Switch app to access the service. For details, see the steps shown below.

SkyDesk Media Switch*


* SkyDesk Media Switch is an application to access to our online service, 'SkyDesk Media Switch'. Shooting an image with the marking will show you the related content. For details, refer to our official website.



1 INSTALL THE APP

Access App Store/Google Play™, search for 'SkyDesk Media Switch' and download the app.

2 HOW TO USE THE APP

Start the app and enter 'Fuji Xerox' in the search box. Select 'Fuji Xerox Introduction' from the search result. Tap the camera icon to activate the shooting mode, and shoot the image below the marking, enclosed by . Make sure the whole image is placed within the guide. Submitting the image will direct you to the content.



Application is named SkyDesk Media Switch in the Asia Pacific, while same app is named Sorata Media Switch in Europe and America.

App Store is the name of an Apple Inc. service where application software for iPhone, iPad, and iPod touch can be downloaded. Google Play is a trademark of Google Inc. All product names and company names mentioned in this brochure are trademarks or registered trademarks of their respective companies. The product specifications, appearance and other details in this brochure are subject to change without notice for improvements.

Reproduction Prohibitions Please note that reproduction of the following is prohibited by law :

Domestic and foreign currencies, government-issued securities, and national bonds and local bond certificates. Unused postage stamps, post cards, etc. Certificate stamps stipulated by law. Reproducing works forming the subject matter of copyright (literary works, musical works, paintings, engravings, maps, cinematographic works, drawings, photographic works, etc.) is not permitted unless the reproduction is for the purpose of personal use, family use or other similar uses within a limited circle.



For Your Safety

Before using the product, read the Instruction Manual carefully for proper use. Use the product with the power source and voltage specified. Be sure to establish ground connection. Otherwise, electronic shock may result in the case of a failure or short circuit.

For more information or detailed product specification, please call or visit us at

Fuji Xerox Australia Pty. Ltd.

8 Khartoum Road MACQUARIE PARK NSW 2113 Australia

Tel. +61 2 9856 5000

<http://www.fujixerox.com.au/>

